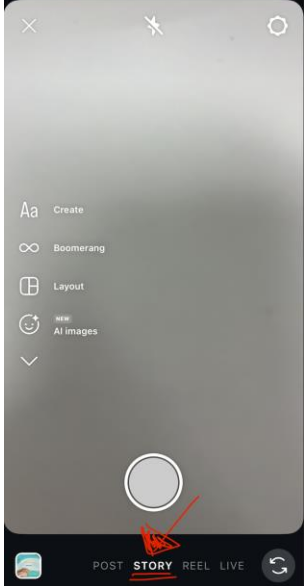
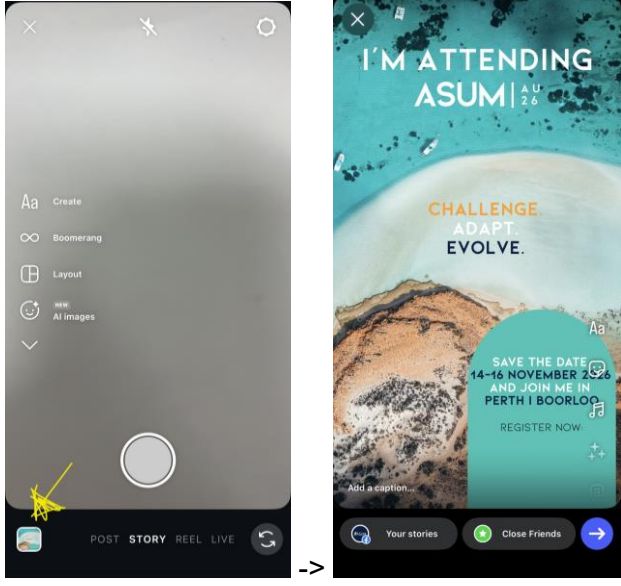

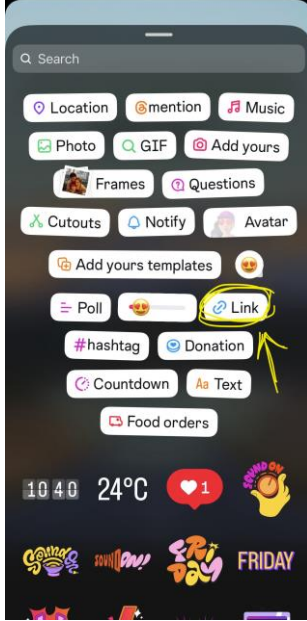
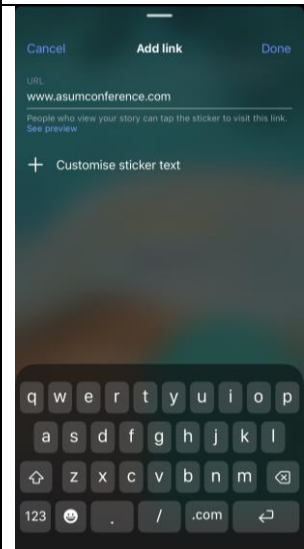
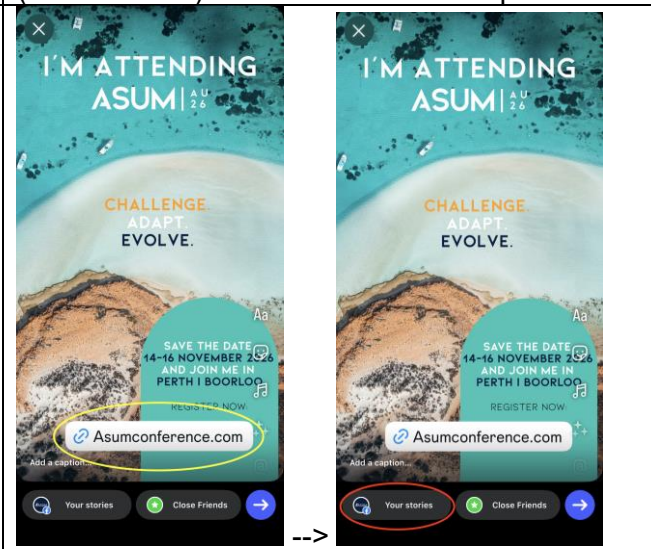


How to add a link manually on the Instagram mobile app:

<p>Step 1</p> <p>Save the asset with NO link to your phone. Open the Instagram app on your phone and click the + button at the top left-hand side of your screen. This will open your camera function. Make sure you're on the "Story" function at the bottom (seen in red).</p>	<p>Step 2</p> <p>Click the button on the bottom left (pointed to in yellow) to bring you to your gallery. Click the asset with NO link (previously saved on your phone) to bring it up on your screen.</p>
	
<p>Step 3</p> <p>Click the smiley face button on the right (circled in yellow) to add a "Sticker".</p>	<p>Step 4</p> <p>Once clicked, add a "Link Sticker" (circled in yellow).</p>
	

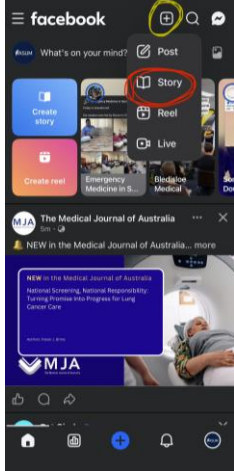
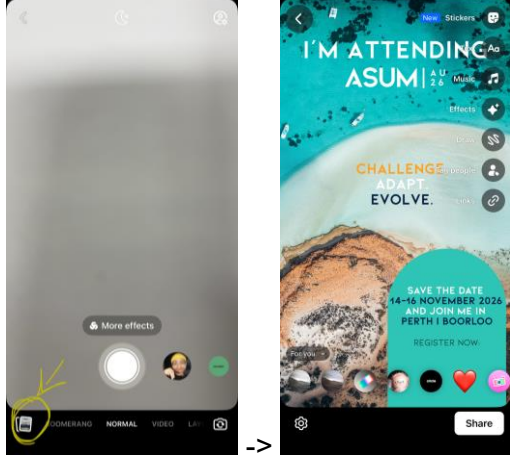


Step 5	Step 6
Add our link www.asumconference.com to the sticker and click "Done".	The "link sticker" (circled in yellow) will now appear on your story. All you now have to do is click "Your story" (circled in red) at the bottom and it is published!
	

If your Facebook page is linked to your Instagram account, you'll be able to post stories on both your Facebook account at the same time (Instagram will give you an option when you click "Your story" in Step 6.)



How to add a link manually on the Facebook mobile app:

<p>Step 1</p> <p>Save the asset with NO link to your phone. Open the Facebook app on your phone and click the + button (circled in yellow) at the top right-hand side of your screen. Click Story option (circled in red).</p> <p>Alternatively, you can also click the + button at the bottom of the screen, which will give you a “Story” option as well.</p>	<p>Step 2</p> <p>Similar to Instagram, click button on bottom left (circled in yellow) to access your camera gallery.</p> <p>Click the asset with NO link (previously saved on your phone) to bring it up on your screen.</p>
	
<p>Step 3</p> <p>Click “Link button” on right side (circled in red). Add a custom link www.asumconference.com and click “Add”.</p>	<p>Step 4</p> <p>Once link is added, it'll then take you back to the main Story with a notification that says “Link Added”. Click “Share” (circled in red) and you're done!</p>
